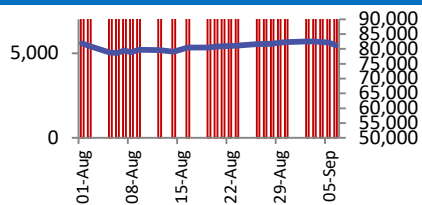
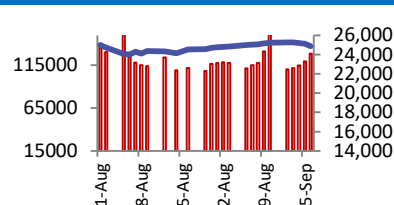


**BSE**



Open	82171
High	82255
Low	80982
Close	81184
Change	-1017
Volume (Lacs)	10230
Turnover (Rs.inCr)	9851

**NSE**



Open	25094
High	25169
Low	24801
Close	24852
Change	-293
Volume(Lacs)	61435
Turnover(Rs.in Cr)	128603

World Markets	Current	Previous	Pt. Chg	Var(%)
Dow	40345	40756	(411)	-1.0%
Dow Futures	40477	40407	70	0.2%
Nasdaq	16691	17128	(437)	-2.6%
FTSE	8181	8242	(61)	-0.7%
Nikkei	35613	36391	(778)	-2.1%
Hang Seng	17123	17444	(321)	-1.8%
Gift Nifty	24848	24774	74	0.3%
Straits Singapore	3476	3454	22	0.6%
South Korea	2523	2544	(21)	-0.8%
Taiwan	21001	21435	(434)	-2.0%
Shanghai	2736	2766	(30)	-1.1%

Commodity Prices	Current	Previous	Pt. Chg	Var(%)
Copper (\$/MT)	8978	8996	(18.0)	-0.2%
Alumin (\$/MT)	2331	2342	(11.0)	-0.5%
Zinc (\$/MT)	2700	2718	(18.0)	-0.7%
Brent Crude (\$/bbl)	72.0	71.0	1.0	1.4%
Gold (\$/Ounce)	2497	2497	0.0	0.0%
Silver (\$/Ounce)	28.0	28.0	0.0	0.0%
Light Crude (\$/bbl)	69.0	68.0	1.0	1.5%
N G (\$/mmbtu)	2.0	2.0	0.0	0.0%
Sugar (\$/MT)	523.0	528.0	(5.0)	-0.9%
Rubber (Rs./kg)	230.0	230.0	0.0	0.0%
Baltic Dry Index	1941	1919	22.0	1.1%

Currency Exchange Rate	Current	Previous	Var(%)
Rs./\$ rate	83.95	83.98	-0.04%
Rs./ Euro	93.31	93.18	0.14%
Rs./Chinese Yuan	11.81	11.83	-0.17%
Yen /\$ rate	142.84	142.30	0.38%
\$ US/Euro	1.11	1.11	0.00%

Dollar Index	Current	Previous	Var(%)
Dollar Index	105.26	105.28	-0.02%

Support/ Resistance Levels for Today		
	Nifty	Bank Nifty Fut
Support 1	24770	50370
Support 2	24700	50000
Resistance	24930	51000

Securities in Ban For Trade	
ABFRL	BALRAMCHIN
BANDHANBNK	BIOCON
CHAMBLFERT	HINDCOPPER
RBLBANK	

**Market Review**

**US:** The indexes closed near days low after having a muted open. S&P 500 ended 1.73% lower at 5,408.42, extending its decline for the fourth day following weaker than expected jobs data. The Dow Jones ended 1.01% lower at 40,345.41 and the Nasdaq Composite ended 1.14% lower at 18,664.14.

**Asia:** Asia-pacific benchmarks declined on Monday due to concerns about recession in the US following weaker than expected jobs data.

**India:** India's benchmark indices extended losses on Friday, recording its worst week in over three months as fears gripped over the health of the US economy ahead of the release of jobs data. The selloff was broad-based, with the banking and energy sectors taking the biggest hit. **Market is expected to open on a negative note and likely to witness range bound move during the day.**

**Global economy:**

The US economy added fewer jobs than anticipated in August, but rose from a sharply revised July figure, according to Labor Department data that could factor into the Federal Reserve's next policy decisions. Non-farm payrolls came in at 142,000 last month, up from a heavily downwardly-revised mark of 89,000 in July. Friday's release also showed the US unemployment rate at 4.2%, compared to July's figure of 4.3%. The level was in line with estimates. On a monthly basis, average hourly earnings growth also ticked up to 0.4% after contracting by 0.1% in July.

Canadian economic activity contracted for the first time in 13 months in August as employment growth slowed and price pressures heated up, Ivey Purchasing Managers Index data showed on Friday. The seasonally adjusted index fell to 48.2 from 57.6 in July. It was the first time since July 2023 that the index was below the 50 threshold, indicating a decrease in activity.

**Commodities:** Oil rose from its lowest close since 2021 after a deep weekly loss pushed futures close to levels regarded as oversold, with the focus this week on three reports that may clarify the demand outlook.

The price of 24-carat gold dipped Rs 10 in early trade on Monday, with ten grams of the precious metal trading at Rs 72,860. The price of silver also fell Rs 100, with one kilogram of the precious metal selling at Rs 84,400.

**Currency:** The dollar held to tight ranges on Monday while the yen pared some of its safe-haven gains, as investors were undecided on the scale of a Federal Reserve rate cut expected later this month and looked to this week's U.S. inflation reading for more clues.

FII Derivative Transactions (Rs. Cr)

Contracts	Purchase		Sell		Net	Open Interest (OI)		OI (Previous day)		Change	
	Contract	Value	Contract	Value		Contract	Value	Contract	Value	Contract	Value
Index Future	59244	3840	106471	6947	(3107)	550850	36033	577539	38310	(26689)	(2277)
Index Option	21870048	1482902	21926824	1481638	1264	6923502	461817	4373546	294837	2549956	166980
Stock Future	370219	29073	469670	36340	(7267)	4161927	327394	4129874	329728	32053	(2334)
Stock Option	617048	49253	616967	49132	121	473106	37674	433435	34968	39671	2706
<b>Total</b>	<b>22916559</b>	<b>1565068</b>	<b>23119932</b>	<b>1574057</b>	<b>(8989)</b>	<b>12109385</b>	<b>862918</b>	<b>9514394</b>	<b>697843</b>	<b>2594991</b>	<b>165075</b>

FII All Activity-BBG (Rs Cr)	Buy	Sell	Net
30-Aug-24	86919	85415	1504
2-Sep-24	18159	12399	5760
3-Sep-24	21693	18657	3036
4-Sep-24	17701	16115	1586
5-Sep-24	17880	18784	(904)
<b>Month to date- Sep</b>	<b>75433</b>	<b>65955</b>	<b>9477</b>
FII (Prov.) (Rs Cr)	Buy	Sell	Net
2-Sep-24	13773	12037	1735
3-Sep-24	19444	18415	1029
4-Sep-24	16585	15610	975
5-Sep-24	17447	18136	(689)
6-Sep-24	16911	17532	(621)
<b>Month to date-Sep</b>	<b>84160</b>	<b>81729</b>	<b>2431</b>
DII (Prov.) (Rs. Cr)	Buy	Sell	Net
2-Sep-24	12539	12182	356
3-Sep-24	11867	9971	1896
4-Sep-24	13584	13487	97
5-Sep-24	14803	11832	2971
6-Sep-24	15699	13578	2122
<b>Month to date-Sep</b>	<b>68492</b>	<b>61050</b>	<b>7442</b>
FII Debt - BBG (Rs. Cr)	Buy	Sell	Net
30-Aug-24	555	387	169
2-Sep-24	1380	645	735
3-Sep-24	707	1490	(782)
4-Sep-24	1684	1129	554
5-Sep-24	473	701	(228)
<b>Month to date- Sep</b>	<b>4245</b>	<b>3966</b>	<b>279</b>

Market Breadth	BSE		NSE	
	No.	%	No.	%
Advance	1307	32%	747	27%
Decline	2649	66%	1969	71%
Unchanged	78	2%	53	2%

Market Turnover	06-Sep	05-Sep	Var (%)
BSE Cash	9851	7909	25%
NSE Cash	128603	119706	7%
NSE Futures	176076	119219	48%
NSE Options	16264023	38986900	-58%
Total (Rs.Cr)	16578553	39233734	-58%

Volatility Index	06-Sep	05-Sep
Volatility Index	15.22	14.21

Index PE - TTM	06-Sep	Yr. High	Yr. Low
Sensex	23.8	26.0	21.8
Nifty	23.1	28.8	20.3

Corporate News

**Nazara Tech Acquires 48.42% Stake In Paper Boat Apps**

Nazara Technologies Ltd., on Friday, acquired a 48.42% stake in Paper Boat Apps Pvt. Following the acquisition, Paperboat has become a wholly-owned subsidiary of Nazara Technologies. The deal is part of the company's efforts to scale up its gaming business, which founder Nitish Mittersain believes will be the biggest revenue generator for the firm in the coming years. (NDTV Profit)

**Ion Exchange wins contract of Rs 168 cr**

Ion Exchange (India) has been awarded Contracts from Technimont SpA, Italy for De-Oiling, Demineralization and Condensate Poly Unit Packages for the Hail & Ghasha Development Project of ADNOC, U.A.E. totaling to approximately Rs 168 crore. The projects are to be completed within 61 weeks from Project Award dates. (BS)

Economy

**Govt promotes pulses production in tribal & Naxal-affected areas.**

The government is promoting pulse cultivation in Naxal-affected and tribal areas of Jharkhand and Chhattisgarh to boost national production and increase farmers' income. The initiative, led by NCCF, involves distributing hybrid seeds and ensuring procurement at minimum support prices. This pilot project aims to reduce India's reliance on pulse imports. (ET)

**Steel imports surge 26.5% during May-July**

India's steel imports surged by 26.5% to nearly \$7.3 billion during May-July 2024, according to the steel ministry's Steel Import Monitoring System. Top product categories included stainless-steel flats, ingots, and hot rolled coils. China, Norway, and Indonesia significantly increased their exports to India during this period. (ET)

International

**Chrysler-parent Stellantis recalls 1.46 million vehicles worldwide**

Chrysler parent Stellantis said on Saturday it is recalling 1.46 million vehicles worldwide due to a software malfunction in the anti-lock brake system that can increase the risk of a crash. The recall includes nearly 1.23 million Ram 1500 trucks from the 2019 and 2021-2024 model years in the United States, as well as about 159,000 vehicles in Canada, 13,000 in Mexico and 61,000 outside North America. The National Highway Traffic Safety Administration said a software malfunction may result in the anti-lock brake system control module disabling the electronic stability control system. (Inv)

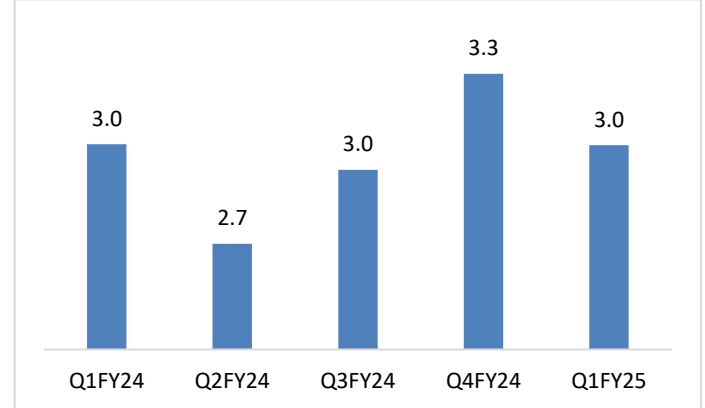
Top 5 Nifty Gainers	06-Sep	05-Sep	Var(%)
ASIANPAINT	3274	3238	1.1%
BAJFINANCE	7317	7245	1.0%
JSWSTEEL	933	925	0.8%
DIVISLAB	5138	5121	0.3%
LTIM	6165	6149	0.3%
Top 5 Nifty Losers	06-Sep	05-Sep	Var(%)
SBIN	783	819	-4.4%
BPCL	352	361	-2.4%
ICICIBANK	1208	1236	-2.2%
NTPC	395	403	-2.1%
HCLTECH	1756	1791	-1.9%

BSE Index Watch	Last	1 day	1 wk	1 mth	1 yr
SENSEX	81184	-1.2%	-1.4%	1.9%	21.9%
MIDCAP	48505	-1.4%	-1.1%	2.8%	48.5%
SMLCAP	55978	-1.0%	-0.1%	4.4%	46.3%
AUTO	57659	-1.3%	-2.3%	0.7%	58.0%
BANKEKX	57293	-1.9%	-1.7%	-0.3%	13.3%
Capital Goods	71143	-1.7%	-2.8%	-1.9%	49.4%
FMCG	23098	-0.7%	0.3%	2.5%	23.2%
Health Care	43468	-0.3%	0.7%	5.8%	53.7%
IT	42846	-1.1%	-1.5%	7.5%	31.0%
METAL	31323	-0.6%	-3.5%	0.9%	34.4%
Oil & Gas	31706	-2.2%	-3.9%	-0.2%	62.7%
Power	7987	-1.4%	-3.0%	-3.6%	70.6%
Realty	8067	-0.9%	-2.0%	1.0%	70.5%

NSE USD Futures	06-Sep	05-Sep	Var (%)
August Expiry (Rs./\$)	83.86	83.86	0.0%
Sept Expiry (Rs./\$)	83.64	83.64	0.0%
Total Turnover (Rs. Crore)	966	6242	-85%

Sectors	TTM PE
Auto	33.46
Auto Ancillary	52.8
Banking	14.48
Engineering	44.31
Cement	83.42
Diamonds & Jewellery	52.48
Housing Finance	24.74
Infrastructure & Const	36.3
Metals-Aluminium	38.74
Metal – Steel	19.43
Oil Expl.	14.19
Pharma	12.19
Power – Gen. Supp.	46.47
Information Tech.	26.65
Sugar	24.4
Telecom Serv. Prov.	82.59
Tyres	27.72

JK Lakshmi Cement Ltd. quarterly sales volume (in MT)  
(Source: Company Data)



10 year G-Sec Yield	Current	Previous	Change
US	3.74%	3.71%	3 bps
Japan	0.89%	0.85%	4 bps
India	6.86%	6.86%	0 bps
UK	3.89%	3.92%	(3) bps
Libor 3 Mths	5.20%	5.21%	(1) bps

Indian Eco Data	Current	Previous	Var(%)
Forex Reserve (US\$ in bn)	654	652	0.3%
Inflation - WPI	2.04%	3.36%	(132) bps
Inflation - CPI	3.54%	5.08%	(154) bps

India GDP	Q1FY25	Q4FY24	Var(%)
Growth	6.70%	7.76%	(106)bps

Monetary Policy	Current	Previous	Change
Repo Rate	6.50%	6.50%	0 bps
Reverse Repo Rate	3.35%	3.35%	0 bps
CRR	4.50%	4.50%	0 bps
O/S Banking System Liquidity (Rs bn)	2517	2381	135.7

IIP Growth %	Jun-24	Jun-23	Apr-Feb
IIP	4.2	4.0	5.6
Mining	10.3	7.6	7.6
Manufacturing	2.6	3.5	4.4
Electricity	8.6	4.2	9.2

ADR Price Movement

Company	Price (US\$)	Volume	Previous Day Price	Volume	Variance (%)	No. of Share Per ADR	ADR Price (Rs.)	BSE Price	Variance (%)
Infosys Tech	22.54	7517334	22.90	6270116	-1.57%	1	1892.20	1901.85	-0.5%
Wipro	6.25	1512612	6.30	1286019	-0.79%	1	524.68	520.60	0.8%
Dr.Reddy's	79.20	229978	79.64	225772	-0.55%	1	6648.74	6667.15	-0.3%
ICICI Bank	28.56	5257219	29.11	4389616	-1.89%	2	1198.79	1208.15	-0.8%
HDFC Bank	60.51	2784805	60.95	3326668	-0.72%	3	1693.25	1636.95	3.4%

GDR's (US\$)

	Prices	Prev. Close	Change	Var %
L&T	42.60	43.30	(0.7)	-1.6%
RIL	69.60	71.00	(1.4)	-2.0%
SBI	93.50	96.50	(3.0)	-3.1%

US Economy Data	Current	Previous
Inflation (%) (YoY)	2.90%	3.00%
Unemployment (%)	4.30%	4.10%

Interest Rate (%)	Current	Previous
Fed Rate	5.50%	5.50%

US GDP	Q2CY24	Q1CY24
Growth (QoQ Annualized)	3.00%	1.40%

China Economy Data	Current	Previous
GDP	4.70%	5.30%
Inflation – CPI (%)	0.60%	0.50%

Economic Calendar

	Date
Indian GDP Data	29 Nov
Indian Inflation Data CPI	12 Sep
Indian Inflation Data WPI	16 Sep
Indian Monetary Policy	09 Oct
India's Industrial Production (IIP)	12 Sep
US Inflation Data	11 Sep
US GDP	26 Sep
US Unemployment Data	16 Sep
US Fed Rate	18 Sep
China GDP	18 Oct
China Inflation Data	To be announced

Event Update

Name	Date	Purpose
Capri Global Capital Ltd.	09-09-2024	Rs.0.15 per share(15%)Final Dividend
Franklin Industries Ltd.	09-09-2024	Bonus issue
Ganesha Ecoverse Ltd.	09-09-2024	Right Issue of Equity Shares
Gujarat Gas Ltd.	09-09-2024	Rs.5.66 per share(283%)Final Dividend
Gujarat State Fertilizers & Chemicals Ltd.	09-09-2024	Rs.4.00 per share(200%)Final Dividend
Lambodhara Textiles Ltd.	09-09-2024	Rs.0.50 per share(10%)Final Dividend
Luharuka Media & Infra Ltd.	09-09-2024	Rs.0.02 per share(2%)Final Dividend
Lumax Auto Technologies Ltd.	09-09-2024	Rs.5.50 per share(275%)Final Dividend
Star Housing Finance Ltd.	09-09-2024	Rs.0.075 per share(1.5%)Final Dividend
Strides Pharma Science Ltd.	09-09-2024	Rs.2.50 per share(25%)Final Dividend
DAPS Advertising Ltd.	10-09-2024	Rs.0.15 per share(1.5%)Final Dividend
Indo Cotspin Ltd.	10-09-2024	Bonus issue
Jai Corp Ltd.	10-09-2024	Buy Back of Shares
National Plastic Technologies Ltd.	10-09-2024	Rs.1.00 per share(10%)Final Dividend
Vedanta Ltd.	10-09-2024	Third Interim Dividend
Andhra Paper Ltd.	11-09-2024	Stock Split from Rs.10/- to Rs.2/-
BCL Industries Ltd.	11-09-2024	Rs.0.25 per share(25%)Final Dividend
Insecticides (India) Ltd.	11-09-2024	Buy Back of Shares
Pondy Oxides & Chemicals Ltd.	11-09-2024	Rs.5.00 per share(50%)Final Dividend
TV Today Network Ltd.	11-09-2024	Rs.8.50 per share(170%)Final Dividend
Acceleratebs India Ltd.	12-09-2024	Bonus issue
Eldeco Housing & Industries Ltd.	12-09-2024	Rs.8.00 per share(400%)Final Dividend
Excel Industries Ltd.	12-09-2024	Rs.5.50 per share(110%)Final Dividend



**Bulk Deal As On 06/09/24**

BSE					
Security Code	Security Name	Client Name	Deal	Quantity	Price
543499	ACHYUT	PRACHI HITESH RUPARELIYA	S	103500	50.08
544213	ACLD	MONA LAROA	B	104400	206.63
542524	AIHL	YASHIV HOLDINGS PRIVATE LIMITED	B	29222	37.48
540135	ARCFIN	SKSE SECURITIES LIMITED CORP CM/TM PROP A/C	S	6075095	1.63
540135	ARCFIN	SKSE SECURITIES LIMITED CORP CM/TM PROP A/C	B	11480341	1.66
531017	ARISE	KALPANA MADHANI SECURITIES PRIVATE LIMITED	S	30000	31.39
513401	ASHIS	SHREE GIRIRAJ SECURITIES PRIVATE LIMITED	S	50000	45.74
542285	AXITA	TRANS GALACTIC TRADING FZ	B	2400000	21.69
544177	AZTEC	RESONANCE OPPORTUNITIES FUND	S	100000	105.94
524606	BERLDRG	NARENDRAKUMAR BHAGWANDAS GUPTA	S	74475	38.6
543439	BRANDBUCKT	CREATEROI FINANCIAL CONSULTANCY PRIVATE LIMITED.	B	166000	11.97
531099	CHECKPOINT	HARISH VERMA	S	44000	8.84
543606	CONTAIN	REVATI HOLDINGS PRIVATE LIMITED	B	32000	98.76
539559	DDIL	JAI KUMAR BAID	S	308086	10.29
521137	EUREKAI	PARESH DHIRAJLAL SHAH	B	50000	6.22
502865	FORBESCO	ANTARA INDIA EVERGREEN FUND LTD	B	178050	646
502865	FORBESCO	INDIA DISCOVERY FUND LIMITED	S	368050	649.1
502865	FORBESCO	SILVER STALLION LIMITED	B	190000	652
540190	FRANKLININD	MULTIPLIER SHARE & STOCK ADVISORS PRIVATE LIMITED	B	1487879	3.78
539041	GANVERSE	SANGEETA PAREEKH	S	352500	81.69
531913	GOPAIST	ASHISH BHALCHANDRA SHAH	S	35000	7.47
531913	GOPAIST	CHAUDHARY ASHARAM BHOLARAM HUF	S	25000	7.25
531913	GOPAIST	DATTATRAYLALASAHEBGAIKWAD	S	127000	6.93
531913	GOPAIST	GOPALKUMAR BHIKHALAL BALDHA	B	74193	6.6
531913	GOPAIST	NANDANI	S	73897	6.65
531913	GOPAIST	NANDANI	B	73897	6.56
531913	GOPAIST	RUTUJA SUJIT YELMAME	S	30500	7.1
531913	GOPAIST	SANGITABEN GANESHBHAI KANANI	S	175003	6.55
531913	GOPAIST	SUMANCHEPURI	B	157486	7.06
531913	GOPAIST	TARLABEN PRAKASHBHAI PATEL	S	36760	7.41
539449	IGCIL	LAXMIPAT DUDHERIA	B	15000	34.28
543951	INNOVATUS	MINIBOSS CONSULTANCY PRIVATE LIMITED	S	27000	68.94
543951	INNOVATUS	SANJAYSHYAMLALMADAN	B	21000	68.94
514312	JAIHINDS	MINESH NIRANJAN SHAH	B	33900	32.94
538794	JETINFRA	INDRA INVESTMENT	B	40000	25.41
538539	JTAPARIA	DIVYA KANDA	S	4300	26.8
538539	JTAPARIA	DIVYA KANDA	B	85300	25.64
538539	JTAPARIA	SAURABH TRIPATHI	S	200386	25.64
531784	KCLINFRA	VINAYSINGH	B	1115543	1.51
517431	NARMP	ANKITA MITAN KOTHARI	B	20000	24.5
517431	NARMP	CHIRAG RAJENDRA RAO	B	20000	24
517431	NARMP	EAST WEST TRADELINK PRIVATE LIMITED	B	20600	24.01
517431	NARMP	HET MITEN KOTHARI	B	20000	24.5
517431	NARMP	IMTIYAZ IBRAHIMBHAI DESAI	B	100000	24
517431	NARMP	KOTHARI MITEN ASHOKKUMAR HUF	B	20000	24.5
517431	NARMP	MITEN ASHOKBHAI KOTHARI	B	20000	24.5
517431	NARMP	RANJANBEN ASHOKKUMAR KOTHARI	B	20000	24.5
517431	NARMP	VRAJLAL JADAVJI VAGHASIA	S	264249	24.2
543522	NVENTURES	KALARATRI TRADEWING LLP	B	24000	87.59
531512	ORIENTTR	MANORAMA TEKU VASWANI	B	96919	15.27

531395	PADAMCO	RAJEV GUPTA .	S	25000	82.63
512591	PULSRIN	VIKASKUMAR KANAIALAL GOHIL	S	335000	15.38
539495	RAJKOTINV	SAURABH GUPTA	S	20944	37.6
541601	RAJNISH	MULTIPLIER SHARE & STOCK ADVISORS PRIVATE LIMITED	S	3262186	3.67
541601	RAJNISH	MULTIPLIER SHARE & STOCK ADVISORS PRIVATE LIMITED	B	5000004	3.47
541601	RAJNISH	NIKHILESH TRADERS LLP .	S	4035000	3.73
539309	RAMASTEEL	HRTI PRIVATE LIMITED	S	6554981	15.93
539309	RAMASTEEL	HRTI PRIVATE LIMITED	B	8343914	16.06
543256	RFL	ASLAM YASIN LASHKARIA	B	100000	22.31
543256	RFL	KIRAN MITTAL	S	69113	22.31
519191	RGRL	PRAVEEN ARORA	B	50000	10.9
519191	RGRL	SUMANCHEPURI	S	85897	11.03
519191	RGRL	SUMANCHEPURI	B	219	10.77
526544	SCANPGEOM	TRIPURARI DEALTRADE PRIVATE LIMITED	B	1091201	8.85
539921	SEIL	LEGENDS GLOBAL OPPORTUNITIES (SINGAPORE) PTE. LTD.	B	1965000	122.44
539921	SEIL	NEW LEAINA INVESTMENTS LIMITED	S	1965000	122.44
511493	SHRYDUS	ALL TRADE CONSULTANTS PRIVATE LIMITED	B	680000	18.15
511493	SHRYDUS	BHAVESH CHANDRAKANT SHAH HUF	S	410000	18.15
511493	SHRYDUS	BHAVESHKUMAR CHANDRAKANT SHAH	S	160555	18.15
511493	SHRYDUS	BHAVIKABEN SANDIPKUMAR SHAH	S	262972	17.95
511493	SHRYDUS	BHAVISHABEN BHAVESHKUMAR SHAH	S	160555	18.15
511493	SHRYDUS	BHIMRAJ HIRACHAND HUF	S	262972	17.95
511493	SHRYDUS	HARDIKKUMAR DINESHCHANDRA SHAH	S	165115	17.95
511493	SHRYDUS	NIMIT JAYENDRA SHAH	B	1526136	17.96
511493	SHRYDUS	PRITHVIRAJ MANGILAL JAIN	S	285983	18.03
511493	SHRYDUS	PRIYANKABEN NIRAVKUMAR SHAH	S	262972	17.95
511493	SHRYDUS	SWEETY RAKESHKUMAR SHAH	S	262972	18.15
511493	SHRYDUS	VIKASH MORE	B	1305000	18.15
511493	SHRYDUS	VIKRAMKUMARDEVICHANDJAIN	S	177775	18.05
511493	SHRYDUS	YASHVI BHAVESHKUMAR SHAH	S	171000	17.95
531370	SPAR	A1 POWER TOOLS PRIVATE LIMITED	S	89519	16.06
540914	SRUSTEELS	SRESTHA FINVEST LIMITED	B	100646	11.5
540492	STARLENT	MAHAMMADFARUK HAJIBHAI MIR	S	540607	98.1
540492	STARLENT	MAHAMMADFARUK HAJIBHAI MIR	B	683437	98.02
544243	STYLEBAAZA	IRAGE BROKING SERVICES LLP	S	240482	405.31
544243	STYLEBAAZA	IRAGE BROKING SERVICES LLP	B	525746	408.78
543274	SUUMAYA	PRIYANKA GUPTA	S	142200	3.57
539310	THINKINK	BOFA SECURITIES EUROPE SA	S	1464835	5.11
526675	TIRTPLS	MILAN J SUTARIYA (HUF)	S	30789	34.58
521005	TITANIN	KOTVAK LOGISTICS LLP	S	117162	46.48
521005	TITANIN	KOTVAK LOGISTICS LLP	B	205655	46.21
544186	TOTEM	INDIA DISCOVERY FUND LIMITED	S	291020	343.96
544186	TOTEM	LEGENDS GLOBAL OPPORTUNITIES (SINGAPORE) PTE. LTD.	B	291020	343.97
544242	TRAVELS	STOCK VERTEX VENTURES	B	99000	60.63
537582	UNISHIRE	SHRISHTI AGRAWAL	B	150000	2.85
532035	UNISTRMU	SUVENI ENTERPRISES LLP	S	51870	5.72
532035	UNISTRMU	SUVENI ENTERPRISES LLP	B	201891	6.32
539097	URSUGAR	HKG MONEY TECH PRIVATE LIMITED	B	306000	9.8
539097	URSUGAR	SKSE SECURITIES LIMITED CORP CM/TM PROP A/C	S	2065813	10
539097	URSUGAR	SKSE SECURITIES LIMITED CORP CM/TM PROP A/C	B	120778	11.77
543931	VEEFIN	AJAY BABU RAJENDRAN	S	141200	642.37
503675	WAGEND	MULTIPLIER SHARE & STOCK ADVISORS PRIVATE LIMITED	S	305328	1.35
538382	WESTLEIRES	INDIA DISCOVERY FUND LIMITED			

NSE

Security Code	Security Name	Client Name	Deal	Quantity	Price
ACEINTEG	Ace Integrated Solu. Ltd.	SUNVISION TRADEZONE PRIVATE LIMITED	SELL	112535	36.37
AERON	Aeron Composite Limited	SAHASTRAA ADVISORS PRIVATE LIMITED	SELL	112000	173.6
AXITA	Axita Cotton Limited	KUSHAL NITINBHAI PATEL	SELL	3609000	21.68
BOSS	Boss Packaging Solu Ltd	EVERMORE SHARE BROKING PRIVATE LIMITED	BUY	40000	82.5
BOSS	Boss Packaging Solu Ltd	MULTIPLIER SHARE & STOCK ADVISORS PRIVATE LIMITED	BUY	50000	82.5
CMMIPL	CMM Infracore Limited	ASHMAVIR FINANCIAL CONSULTANTS PVT LTD	SELL	228000	2.85
CMMIPL	CMM Infracore Limited	KINJAL NISHANT PAREKH	BUY	180000	2.85
COMSYN	Commercial Syn Bags Ltd	L7 HITECH PRIVATE LIMITED	BUY	200000	71.5
DESTINY	Destiny Logistics & I Ltd	BHAUKA VIVEK KUMAR	BUY	105000	60.5
DESTINY	Destiny Logistics & I Ltd	HETALBEN HARSHADBHAI SHETH	SELL	81000	60.5
DESTINY	Destiny Logistics & I Ltd	RASIKLAL P SANGHAVI (HUF)	SELL	150000	60.5
GSS	GSS Infotech Limited	AG DYNAMIC FUNDS LIMITED	BUY	200000	78
GSS	GSS Infotech Limited	PLUTO MINES AND MINERALS LLP	SELL	200000	78.02
HGS	Hinduja Global Sols Ltd	ALLSTARS INVESTMENTS LIMITED	BUY	470000	881.9
HGS	Hinduja Global Sols Ltd	ALLSTARS INVESTMENTS LIMITED	BUY	470000	881.9
HGS	Hinduja Global Sols Ltd	AVIATOR GLOBAL INVESTMENT FUND	SELL	470000	881.9
HGS	Hinduja Global Sols Ltd	AVIATOR GLOBAL INVESTMENT FUND	SELL	470000	881.9
HRHNEXT	HRH Next Services Limited	VINAY BHUSHAN	BUY	51000	75.5
INDIGOPNTS	Indigo Paints Limited	ARISAIG ASIA FUND LIMITED	BUY	806035	1475.51
INDIGOPNTS	Indigo Paints Limited	MERCER QIF FUND PLC-MERCER INVESTMENT FUND	BUY	318965	1475.51
INDIGOPNTS	Indigo Paints Limited	MORGAN STANLEY ASIA (SINGAPORE) PTE. - ODI	BUY	308255	1491.88
INDIGOPNTS	Indigo Paints Limited	PEAK XV PARTNERS INVESTMENTS IV	SELL	5051305	1475.96
INDIGOPNTS	Indigo Paints Limited	PEAK XV PARTNERS INVESTMENTS V	SELL	5448695	1489.35
INDIGOPNTS	Indigo Paints Limited	PELICAN PORTFOLIO SERVICES PRIVATE LIMITED	BUY	329995	1486.33
INDIGOPNTS	Indigo Paints Limited	PELICAN PORTFOLIO SERVICES PRIVATE LIMITED	SELL	213839	1485.52
IPSL	Integrated Perso Ser Ltd	B.W TRADERS	SELL	46000	175
IPSL	Integrated Perso Ser Ltd	RASIKLAL P SANGHAVI (HUF)	BUY	46000	175
KAMOPAINTS	Kamdhenu Ventures Limited	UMESH PARASMAL PAGARIYA	BUY	2100000	47.5
LOKESHMACH	Lokesh Machines Limited	RAJYA LAKSHMI PENMETS A	BUY	93641	425.24
METROBRAND	Metro Brands Limited	ALISHA RAFIQUE MALIK	SELL	1190000	1260
METROBRAND	Metro Brands Limited	BARODA BNP PARIBAS MUTUAL FUND	BUY	80000	1260
METROBRAND	Metro Brands Limited	CITIGROUP GLOBAL MARKETS MAURITIUS PRIVATE LIMITED	BUY	80000	1260
METROBRAND	Metro Brands Limited	FARAH MALIK BHANJI	SELL	1190000	1260
METROBRAND	Metro Brands Limited	INVESCO MUTUAL FUND	BUY	467000	1260
METROBRAND	Metro Brands Limited	KOTAK INFINITY FUND	BUY	1349000	1260
METROBRAND	Metro Brands Limited	KOTAK MAHINDRA MUTUAL FUND	BUY	3974000	1260
METROBRAND	Metro Brands Limited	KOTAK MAHINDRA MUTUAL FUND	BUY	3974000	1260
METROBRAND	Metro Brands Limited	SABINA MALIK HADI	SELL	1190000	1260
METROBRAND	Metro Brands Limited	ZARAH RAFIQUE MALIK	SELL	1190000	1260
METROBRAND	Metro Brands Limited	ZIA MALIK LALJI	SELL	1190000	1260
MRO-TEK	MRO-TEK Realty Ltd	ANIRUDDHA MEHTA	BUY	115400	113.33
MRO-TEK	MRO-TEK Realty Ltd	JITENDRA MOHANDAS VIRWANI	SELL	105000	113.43
NDL	Nandan Denim Limited	ANANT WEALTH CONSULTANTS PRIVATE LIMITED	BUY	753842	56.46
NDL	Nandan Denim Limited	ANANT WEALTH CONSULTANTS PRIVATE LIMITED	SELL	193842	56.88
NDL	Nandan Denim Limited	SETU SECURITIES PRIVATE LIMITED	BUY	1150000	59.36
NIRMAN	Nirman Agri Genetics Ltd	DHAVAL MANUBHAI JADAV	BUY	70200	406.65
NIRMAN	Nirman Agri Genetics Ltd	MAHAMMADFARUK HAJIBHAI MIR	BUY	66000	407.12
NIRMAN	Nirman Agri Genetics Ltd	MANISH LALWANI	SELL	45000	409.74
NIRMAN	Nirman Agri Genetics Ltd	MANSI SHARE AND STOCK ADVISORS PVT LTD	SELL	60000	406.67
NIRMAN	Nirman Agri Genetics Ltd	MULTIPLIER SHARE & STOCK ADVISORS PRIVATE LIMITED	SELL	94800	409.98
ONEPOINT	One Point One Sol Ltd	BHATIA SURESH	BUY	1250000	72.55
OBCL	Orissa Bengal Carrier Ltd	AMARNATH AGRAWAL	BUY	168007	56.79
OBCL	Orissa Bengal Carrier Ltd	RBG COMMODITIES LIMITED	SELL	168659	56.79

PARAMATRIX	Paramatrix Technologies L	SAGAR SACHIN AGARWAL	BUY	130800	132.65
RANEENGINE	Rane Engine Valve Limited	UBS PRINCIPAL CAPITAL ASIA LIMITED	SELL	36921	523.93
RANEENGINE	Rane Engine Valve Limited	UNIQUE ASSET MANAGEMENT LLP	BUY	40960	525.5
RTNINDIA	RattanIndia Ent Limited	LGOF GLOBAL OPPORTUNITIES LTD	SELL	11155681	79.46
SATECH	S A Tech Software India L	KINGSMAN WEALTH FUND PCC - KIF II	SELL	84000	210.7
SABAR	Sabar Flex India Limited	ANANT AGGARWAL	SELL	160000	22.9
SAPPHIRE	Sapphire Foods India Ltd	SANJAY PUROHIT	SELL	2336335	326
SATINDLTD	Sat Industries Limited	MADAN MOHAN MANGAL	SELL	680695	135.33
SHRIPISTON	Shriram Pist. & Ring Ltd	ASTRAL INDIAN EQUITIES FUND I	BUY	47000	2197.6
SHRIPISTON	Shriram Pist. & Ring Ltd	DSP MUTUAL FUND	BUY	440750	2197.6
SHRIPISTON	Shriram Pist. & Ring Ltd	DSP MUTUAL FUND	BUY	440750	2197.6
SHRIPISTON	Shriram Pist. & Ring Ltd	EAST LANE CAPITAL LLP	BUY	129500	2197.6
SHRIPISTON	Shriram Pist. & Ring Ltd	LUV D. SHRIRAM	SELL	660500	2181.77
SHRIPISTON	Shriram Pist. & Ring Ltd	LUV D. SHRIRAM	SELL	660500	2181.77
SHRIPISTON	Shriram Pist. & Ring Ltd	MEENAKSHI DASS	SELL	660500	2197.6
SHRIPISTON	Shriram Pist. & Ring Ltd	MEENAKSHI DASS	SELL	660500	2197.6
SHRIPISTON	Shriram Pist. & Ring Ltd	TATA MUTUAL FUND	BUY	219750	2197.6
SHRIPISTON	Shriram Pist. & Ring Ltd	THELEME INDIA MASTER FUND LIMITED	BUY	484000	2176
SHRIPISTON	Shriram Pist. & Ring Ltd	THELEME INDIA MASTER FUND LIMITED	BUY	484000	2176
SPMLINFRA	SPML Infra Limited	CLIENT ROSEHILL LIMITED	SELL	2400000	250.74
SURANASOL	Surana Solar Ltd	BAFNA MILIND BHAGCHAND	BUY	300001	42.65
VIPULLTD	Vipul Limited	PUNIT BERWALA HUF	SELL	1000000	34.36
VSTIND	VST Industries Ltd.	DERIVE TRADING & RESORTS PVT LTD	SELL	129600	480.57
VSTIND	VST Industries Ltd.	MAITHAN ALLOYS LIMITED	BUY	112336	485.57
VSTIND	VST Industries Ltd.	SBI MUTUAL FUND	SELL	446780	485.35



**Disclosure:**

Research Reports that are published by Nirmal Bang Securities Private Limited (hereinafter referred to as "NBSPL") are for private circulation only. NBSPL is a registered Research Analyst under SEBI (Research Analyst) Regulations, 2014 having Registration no. INH000001766. NBSPL is also a registered Stock Broker with National Stock Exchange of India Limited, BSE Limited, Metropolitan Stock Exchange of India Limited, Multi Commodity Exchange of India Limited and , National Commodity and Derivative Exchange Limited in Capital Market , Equity and Commodities derivatives segments and Currency Derivatives Segment .

NBSPL has other business divisions with independent research teams separated by Chinese walls, and therefore may, at times, have different or contrary views on stocks and markets.

NBSPL or its associates have not been debarred / suspended by SEBI or any other regulatory authority for accessing / dealing in securities Market since last 20 years. NBSPL, its associates or analyst or his relatives do not hold any financial interest (Except Investment) in the subject company. NBSPL or its associates or Analyst do not have any conflict or material conflict of interest at the time of publication of the research report with the subject company. NBSPL or its associates or Analyst or his relatives may or may not hold beneficial ownership of 1% or more in the subject company at the end of the month immediately preceding the date of publication of this research report.

NBSPL or its associates / analyst has not received any compensation / managed or co-managed public offering of securities of the company covered by Analyst during the past twelve months. NBSPL or its associates have not received any compensation or other benefits from the company covered by Analyst or third party in connection with the research report. Analyst has not served as an officer, director or employee of Subject Company. NBSPL / analyst has not been engaged in market making activity of the subject company.

**Analyst Certification:** The research analysts and authors of these reports, hereby certify that the views expressed in this research report accurately reflects my/our personal views about the subject securities, issuers, products, sectors or industries. It is also certified that no part of the compensation of the analyst(s) was, is, or will be directly or indirectly related to the inclusion of specific recommendations or views in this research. The analyst(s) principally responsible for the preparation of this research report and has taken reasonable care to achieve and maintain independence and objectivity in making any recommendations.

**Disclaimer:**

The Research Report is for the personal information of the authorized recipient and does not construe to be any investment, legal or taxation advice. NBSPL is not soliciting any action based upon it. Nothing in the research report shall be construed as a solicitation to buy or sell any security or product, or to engage in or refrain from engaging in any such transaction. In preparing the research report, we did not take into account the investment objectives, financial situation and particular needs of the reader.

The research report has been prepared for the general use of the clients of NBSPL and must not be copied, either in whole or in part, or distributed or redistributed to any other person in any form. If you are not the intended recipient you must not use or disclose the information in the research report in any way. Though disseminated to all the customers simultaneously, not all customers may receive the research report at the same time. NBSPL will not treat recipients as customers by virtue of their receiving the research report. The research report is not directed or intended for distribution to or use by any person or entity resident in a state, country or any jurisdiction, where such distribution, publication, availability or use would be contrary to law, regulation or which would subject NBSPL & its group companies to registration or licensing requirements within such jurisdictions.

The report is based on the information obtained from sources believed to be reliable, but we do not make any representation or warranty that it is accurate, complete or up-to-date and it should not be relied upon as such. We accept no obligation to correct or update the information or opinions in it. NBSPL or any of its affiliates or employees shall not be in any way responsible for any loss or damage that may arise to any person from any inadvertent error in the information contained in the research report. NBSPL or any of its affiliates or employees do not provide, at any time, any express or implied warranty of any kind, regarding any matter pertaining to this report, including without limitation the implied warranties of merchantability, fitness for a particular purpose, and non-infringement. The recipients of the research report should rely on their own investigations.

This information is subject to change without any prior notice. NBSPL reserves its absolute discretion and right to make or refrain from making modifications and alterations to this statement from time to time. Nevertheless, NBSPL is committed to providing independent and transparent recommendations to its clients, and would be happy to provide information in response to specific client queries.

Before making an investment decision on the basis of research report, the reader needs to consider, with or without the assistance of an adviser, whether the advice is appropriate in light of their particular investment needs, objectives and financial circumstances. There are risks involved in securities trading. The price of securities can and does fluctuate, and an individual security may even become valueless. International investors are reminded of the additional risks inherent in international investments, such as currency fluctuations and international stock market or economic conditions, which may adversely affect the value of the investment. Opinions expressed are subject to change without any notice. Neither the company nor the director or the employees of NBSPL accept any liability whatsoever for any direct, indirect, consequential or other loss arising from any use of the research report and/or further communication in relation to the research report. Here it may be noted that neither NBSPL, nor its directors, employees, agents or representatives shall be liable for any damages whether direct or indirect, incidental, special or consequential including lost revenue or lost profit that may arise from or in connection with the use of the information contained in the research report.

Copyright of this document vests exclusively with NBSPL.

Our reports are also available on our website

Registration granted by SEBI and certification from NISM in no way guarantee performance of NBSPL or provide any assurance of returns to investors.

**Nirmal Bang Research (Division of Nirmal Bang Securities Pvt. Ltd.)**

B-2, 301/302, Marathon Innova,  
Opp. Peninsula Corporate Park  
Off. Ganpatrao Kadam Marg  
Lower Parel(W), Mumbai-400013  
Board No. : 91 22 6723 8000/8001  
Fax. : 022 6723 8010